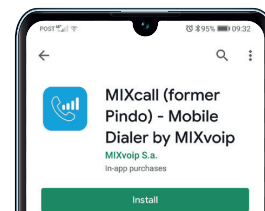


App installation

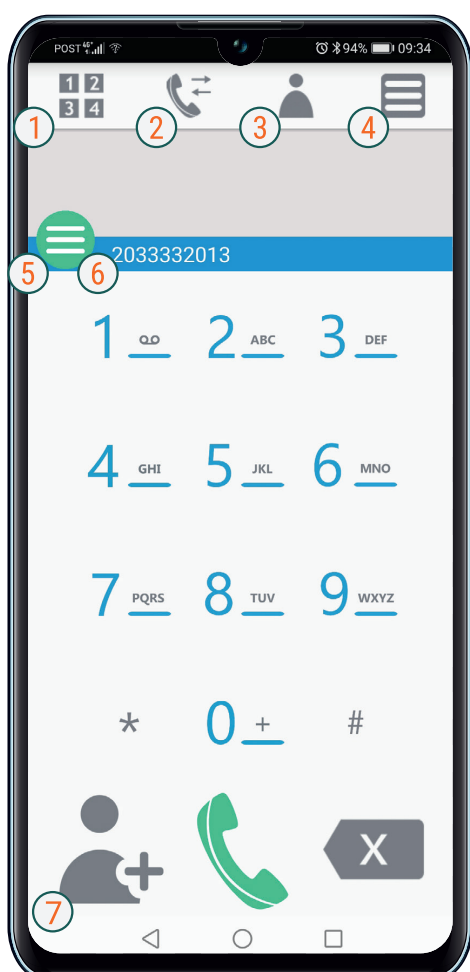
- 1 Download the app "MIXcall" from Google Play
- 2 Enter your mobile phone number
- 3 Contact your local administrator or support@mixvoip.com to configure the app and provide the following information:
 - your mobile phone number
 - your extension number
 - the desired ring delay option (between your desk phone and mobile)



Simultaneously (recommended)
On logout
After 5/8/10/15/18...60 secs



App overview



1 Keypad

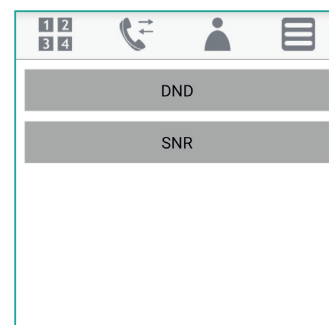
2 Call history

3 Your mobile, business and favorite contacts

4 Extension

Enable DND (Do Not Disturb):
no desk/mobile phone will ring.
The weekend button!

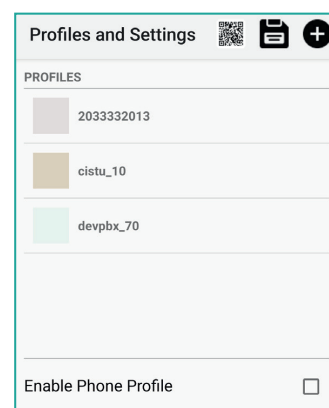
Disable SND (Single Number-Reachability): only your desk phone will ring



Profiles

5 Select the profile you would like to call with.


Enable Phone profile:
you can call contacts registered in
your mobile phone with the app.



6 Landline number displayed on all outgoing calls (according to the selected profile)

7 Add a new contact

How to use it



To **place a call**, using your business landline number, open the MIXcall application and dial as you normally would.

Note: it may take a few minutes to be active after configuration



To **transfer a call** to a colleague: press # + his extension n°, present the call, then hang-up.

If your colleague is unavailable, return to the caller by pressing the * key

To **record a call** during a conversation, **press 99**. You will receive the file by email.

This **option** must be activated by MIXvoip. To do so, please send an email at support@mixvoip.com

